


Photocentric

WASH 99







Photocentric

WASH 15



Fast cleaning, precise results.

Take your printed parts from your LC printer straight to Photocentric Wash. No matter the size, no matter the complexity of geometry, your printed parts are washed precisely in just 10-20 minutes.

	Wash 99	Wash 15
 Capacity	99L	15L
 Prints <small>Number of prints with regular use before changing cleaner</small>	1000	144
 Maximum Part Size	50cm x 40cm x 30cm	30cm x 27.5cm x 12cm
 Speed	10-20 Minutes	10-20 Minutes
SPECS		
Printer Compatibility	LC Pro and LC Magna	LC Precision 1.5, LC HR2
Dimensions	External: 76cm x 65cm x 82cm Internal: 50cm x 40cm x 30cm	External: 28cm x 34cm x 33cm Internal: 12cm x 27.5cm x 30cm
Included Accessories	Lid, Tank, Basket, Power cable, Instruction manual, Outflow valve, Outflow pipe	Lid, Tank, Basket, Power cable, Instruction manual, Outflow valve, Outflow pipe, Clip, Drainage cap
Suggested Operating Environment*	18-28 °C	
Agitation Method*	30 x 40kHz transducers	
Heating*	4500-watt heating tube. Able to reach up to 80 degrees and maintain temperature	
Ultrasonic capabilities*	Equipped with 30 40kHz transducers capable of 1500W maximum power	
		<small>*Specification of these features is the same across both Wash Units Photocentric Resin Cleaner only to be used with these products</small>

Photocentric

UK - Cambridge House, Oxney Road, Peterborough, PE1 5YW. +44 1733 349937
USA - 2205 West Parkside Lane, Phoenix, 85027, AZ. (623) 581-3220



www.photocentricgroup.com